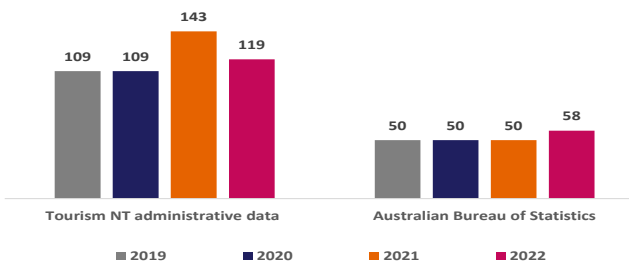


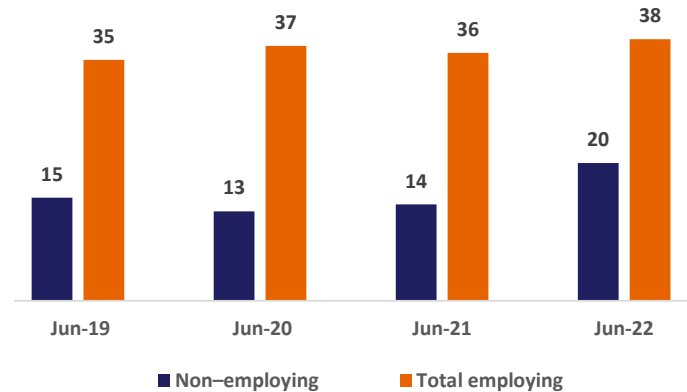
Overview

In June 2022, there were 119 Aboriginal tourism businesses* in the Northern Territory (NT), based on Tourism NT administrative data. Of these 58 are in-scope** of the Australian Bureau of Statistics (ABS) business counts data, for which data on employment size, turnover and type of legal entity is reported. Aboriginal experiences undertaken by international and domestic visitors on their trip are also reported. ABS results shows an increase in total number of Aboriginal businesses between June 2021 and June 2022, possibly due to improvements by businesses in recording Australian Business Number (ABN) for various stimulus package eligibility as well as administrative improvements in data collection.

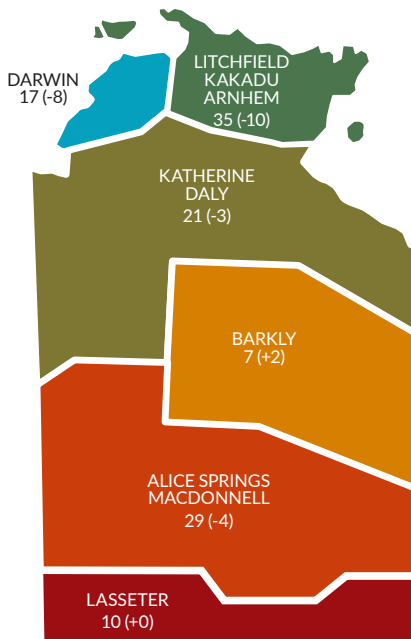
NUMBER OF BUSINESSES



EMPLOYING/NON EMPLOYING*** BUSINESSES

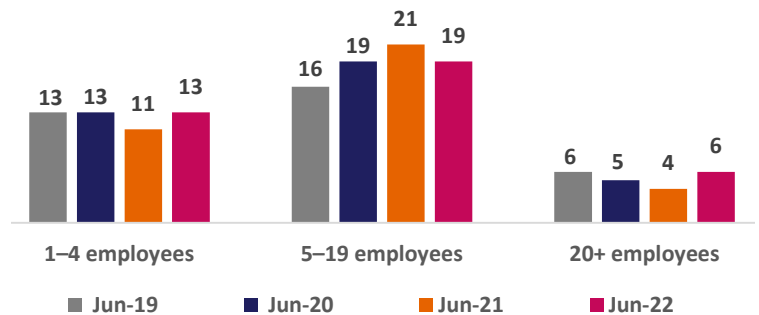


BUSINESSES BY NT TOURISM REGION JUNE 2022

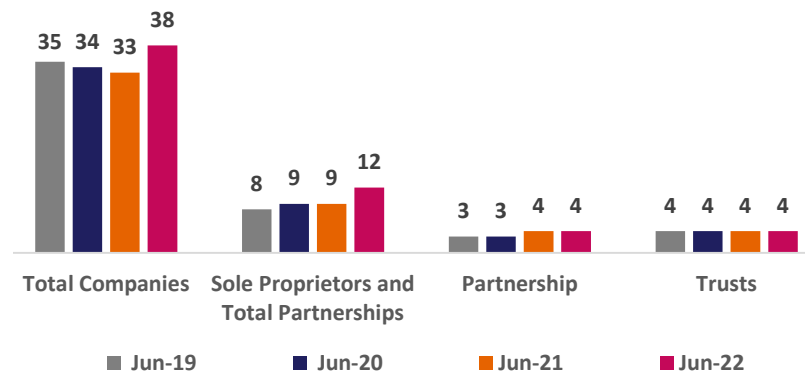


Source: Tourism NT administrative data. Note: One Aboriginal business is located interstate with affiliation in the NT. Businesses with duplicate Australian Business Numbers (ABN) have been removed as per ABS methodology. Business growth or decline is identified in brackets from June 2021. As at June 2022, business counts is based on principle place of business rather than destination region.

BUSINESS EMPLOYMENT SIZE

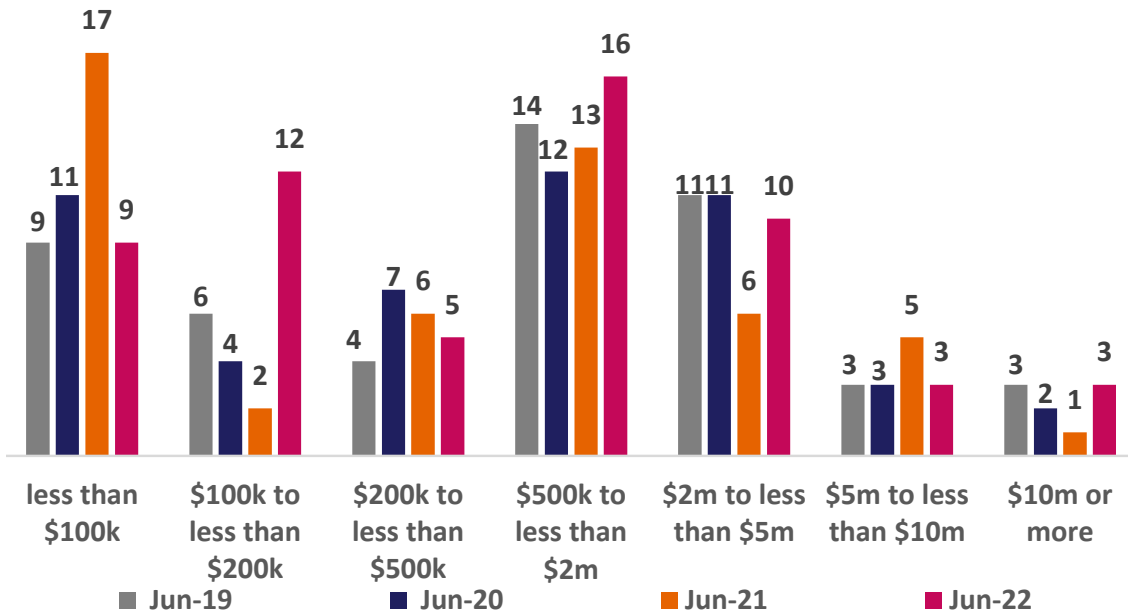


BUSINESS TYPE OF LEGAL ENTITY



*Aboriginal tourism business is defined as being greater than 50% Aboriginal ownership and includes accommodation, tourism and experiences, events, retail, food and beverage, cultural and art centres.
 **ABS Counts of businesses include only actively trading businesses in the Australian market sector. Actively trading businesses are: Type of Activity Unit (TAUs) from the profiled population and Australian Business Numbers from the non-profiled population that are actively remitting Goods and Services Tax (GST). For more information visit <https://www.abs.gov.au/statistics/economy/business-indicators/counts-australian-businesses-including-entries-and-exits/latest-release>
 Non-Employing business example are sole traders with no employees. Total employing businesses have increased during COVID-19 period possibly due to JobKeeper payment scheme supporting businesses impacted by COVID-19. The schemes last day of payment was 31 March 2022. * Total partnerships includes family partnerships and other partnerships.

NUMBER OF BUSINESSES BY TURNOVER RANGE



Proportion of NT visitors that have an Aboriginal experience	YE June 2019-22	YE June 2020-23	Change (percentage points)
International	66%	60%	-5.6pp
Domestic	15%	15%	+0.0pp
Interstate	20%	22%	+1.2pp
Intra-Territory	8.9%	8.2%	-0.7pp

Source: Tourism Research Australia YE June 2019-22 and 2020-23 (3 year averages).

Aboriginal experience visitors to the NT are defined as someone who participates in one or more of the following experiences during their trip:

- experience Aboriginal art/craft and cultural displays
- visit an Aboriginal site/ community
- attend an Aboriginal performance
- go on a tour with an Aboriginal guide
- participate in traditional activities such as Welcome to Country, storytelling, smoking ceremonies, and other cultural activities
- have an Aboriginal food experience
- have a camping experience on Aboriginal land.

Note: Aboriginal experiences for domestic visitors took place in the NT while Aboriginal experiences for international visitors to the NT could have taken place anywhere in Australia (not just the NT).