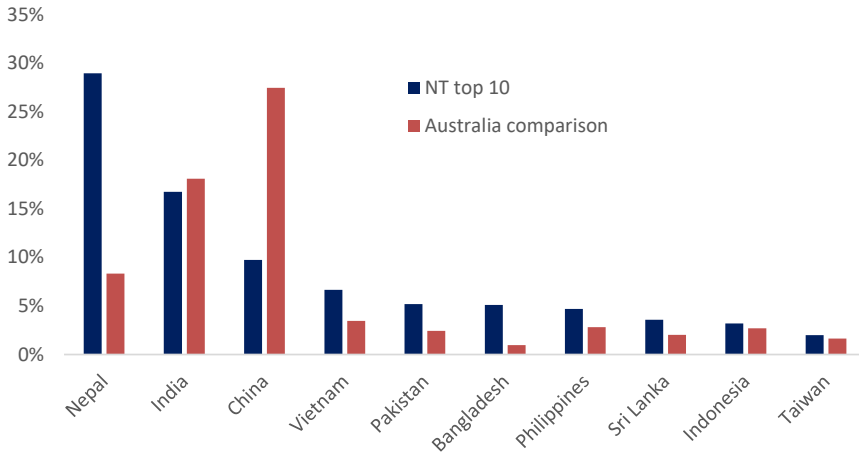


# International Student Data Snapshot December 2021



## Territory's top 10 countries of origin as proportion of total enrolments



**4,386** international students enrolled in the NT

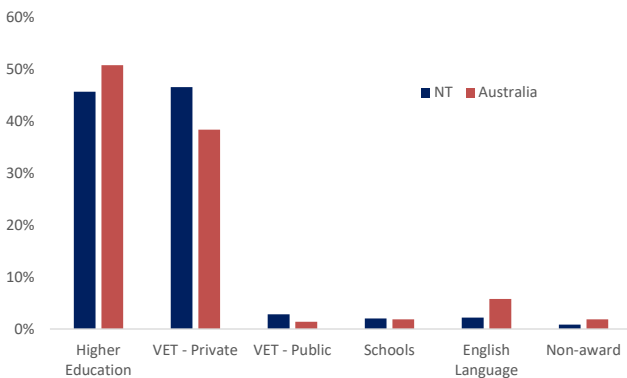
**716,921** international students enrolled in Australia

**\$172 million<sup>1</sup>** in export revenue for the NT in 2019-20, an increase of 37% from 2018-19

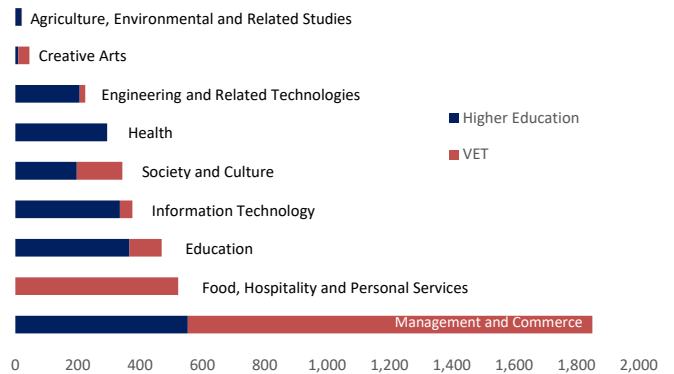
**613 jobs<sup>2</sup>** supported in the NT in 2019, up 25% since 2018

**\$40,969<sup>2</sup>** annual expenditure per student in the NT

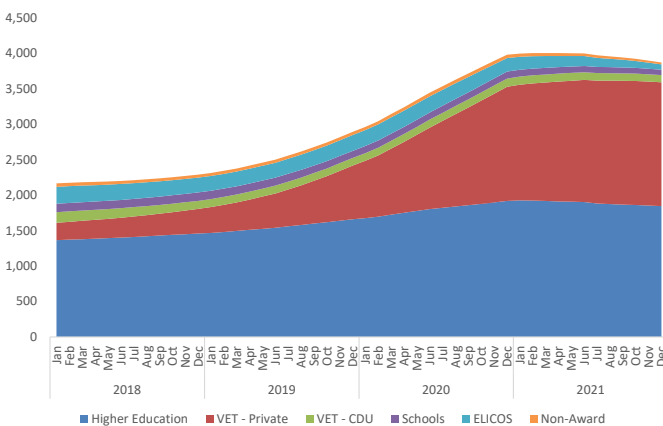
## International student enrolments by sector



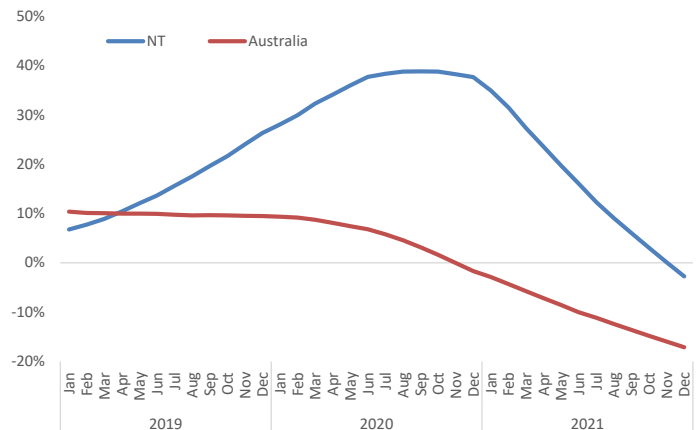
## Broad field of education in the Territory



## Growth in student enrolments by sub sector in the Territory, rolling annual 2018-2021



## Growth in student enrolments Territory and Australia, rolling annual 2019-2021



Source: Austrade unless otherwise stated.

1. Australian Bureau of Statistics 2018-19 and 2019-20. 2. Deloitte 2020 International Education and Training in the Northern Territory - Economic Snapshot

**Disclaimer:** The Department of Industry, Tourism and Trade has taken due care and skill in preparing this information, however does not warrant that it is correct, complete or suitable for the purposes for which it is intended to be used. The Department disclaims all liability associated with the use of this information. For more information, please contact the Research team on: [research.tourismnt@nt.gov.au](mailto:research.tourismnt@nt.gov.au)