







Darwin Monthly Accommodation Report

June 2023

	OCCUPANCY RATE	AVERAGE ROOM RATE	REVPAR	DEMAND ROOM NIGHTS	SUPPLY ROOM NIGHTS	PROPERTIES
						
HOTEL STYLE ACCOMMODATION	68% -14pp	\$265 -5.9%	\$180 -22%	111,000 -15%	164,000 +3.4%	49 +2.1%
	LISTING OCCUPANCY RATE	AVERAGE ROOM RATE	REVPAR	DEMAND LISTING NIGHTS	SUPPLY LISTING NIGHTS	AVAILABLE LISTED PROPERTIES
SHORT TERM LETTING ACCOMMODATION	70% -9.5pp	\$245 -15%	\$171 -25%	14,000 +34%	19,000 +52%	854 +56%

Percentage changes reflect data from June 2023 compared to June 2022

Accommodation indicators for Darwin for the month of June 2023 were mixed for the hotel accommodation sector and for the short term letting sector when compared to June 2022. Supply was higher in both markets, increasing +3.4% to 164,000 room nights for hotels, and +52% to 19,000 listing nights for short term letting. An additional 182 rooms came online when comparing June 2023 to the same period last year due to the addition of Capitanos, MOM Darwin YHA, Darwin FreeSpirit Resort, Darwin Resort, Hudson Parap and Darwin Esplanade Central to the Darwin hotel accommodation market. Hotel demand decreased by -15% to 111,000 room nights, while short term letting demand increased by +34% to 14,000 listing nights.

The occupancy rates in both sectors experienced a drop which can be partially attributed to the increased supply. The occupancy rate for the hotel sector was down -14 percentage points (pp) to 68%, and decreased by -9.5pp to 70% for the short term letting sector. The average daily rate was lower for the hotel sector in June 2023, down -5.9% (or -\$16.50) to \$265. Meanwhile, the surge in short term letting supply possibly also contributed to a drop in average daily rate compared to the same month last year, down -15% (or -\$41.80) to \$245. Revenue per available room (RevPAR) figures were lower for both the hotel sector at \$180 (down -22% or -\$51.70) and the short term letting sector at \$171 (down -25% or -\$56.50).

The year ending (YE) June 2023 room occupancy rate for the hotel sector was up +2.9pp at 58% compared to June 2022. This was due to an increase in demand, up +14% (to 1,150,000 room nights). Hotel supply rose +9.0% (to 1,966,000 room nights) over the same period. The yearly listing occupancy rate for the short term letting sector was also up +0.4pp to 59%, with a +43% increase in demand and a +43% increase in supply.

Darwin Monthly Accommodation Report

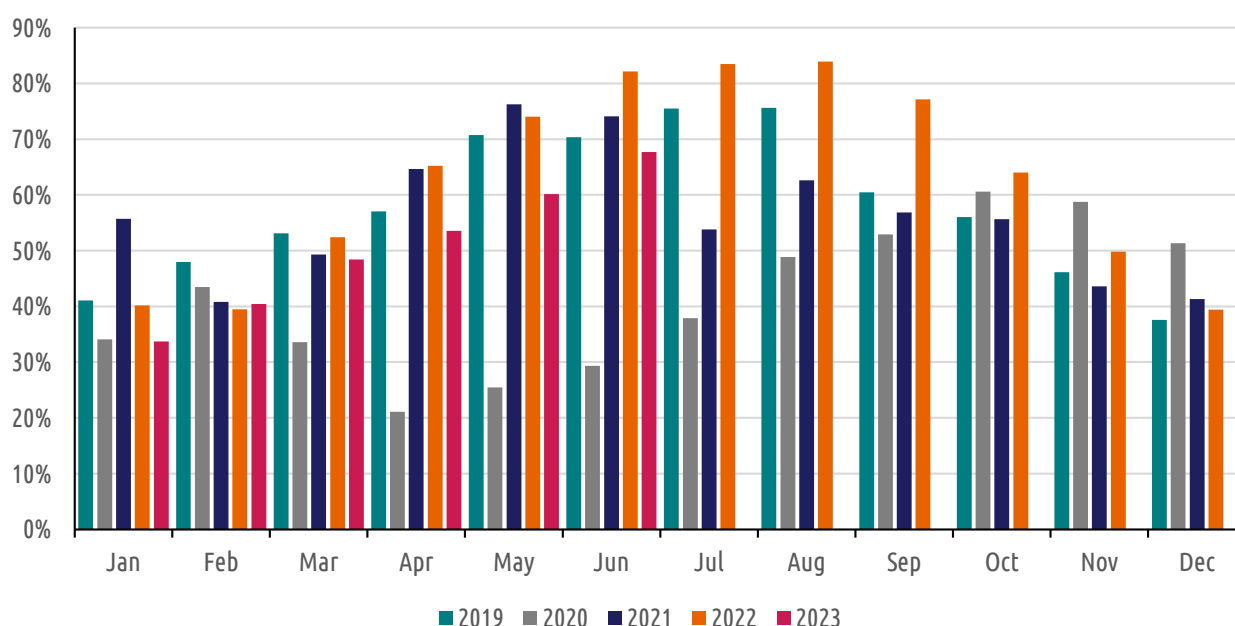
June 2023

The average daily rate and RevPAR for the YE June 2023 for the hotel sector were \$202 (up +10% or +\$18.90) and \$127 (up +18% or +\$19.70) respectively, as compared to the YE June 2022. Similarly, the average daily rate and RevPAR for the YE June 2023 for short term letting were at \$209 (up +3.4% or +\$6.90) and \$131 (up +7.5% or +\$9.10) respectively, as compared to the YE June 2022.

The short term letting sector in Darwin has grown significantly with +135% growth (from 364 to 854 listed properties) between June 2020 to June 2023.

The hotel sector occupancy rate in June 2023 was higher than in June 2020 and lower than in June 2021 and 2022. When compared to pre-pandemic levels in June 2019, the June 2023 occupancy rate remained lower.

DARWIN MONTHLY HOTEL OCCUPANCY RATE

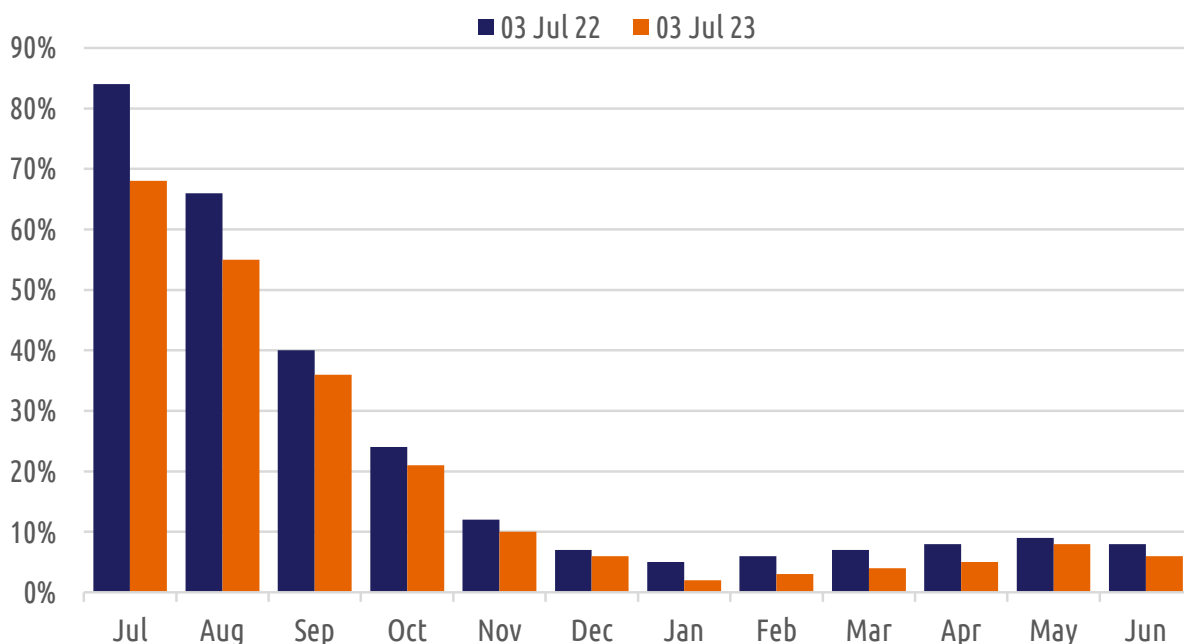


Darwin Monthly Accommodation Report

June 2023

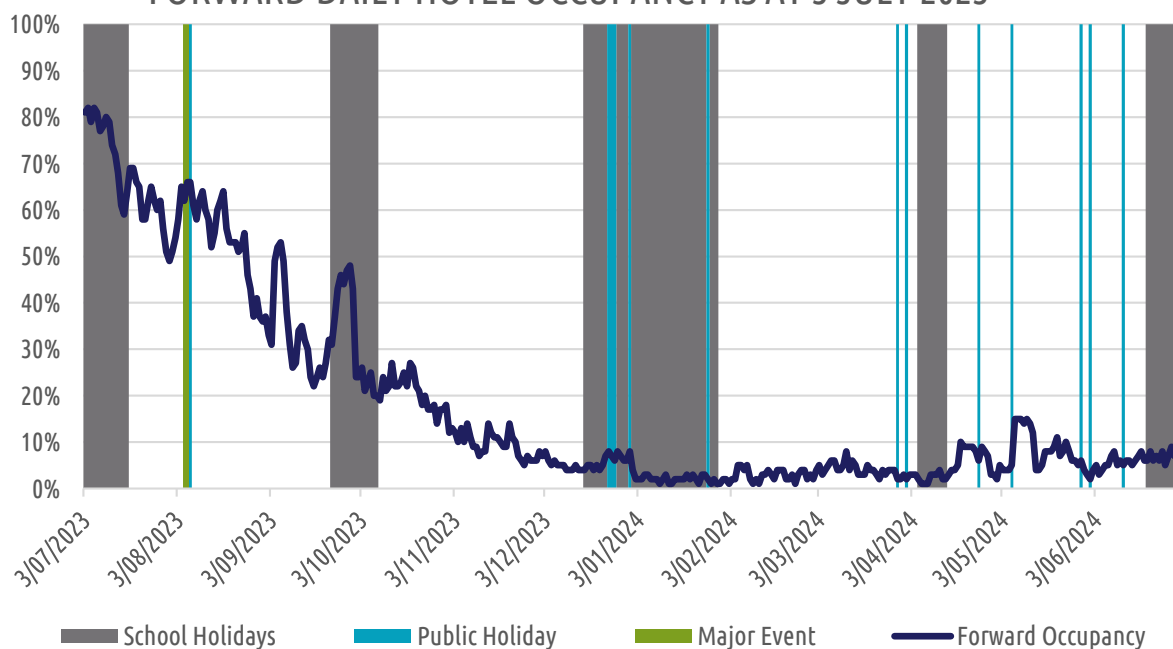
Forward occupancy measures are slower than at the same time last year. Anecdotally booking lead times are shortening and bookings are also being impacted by increasing average room rates, rising costs of living pressures and increasing competition for discretionary spend from within and outside of the travel category.

FORWARD MONTHLY HOTEL OCCUPANCY



Looking ahead, there is significant capacity available right through the coming year.

FORWARD DAILY HOTEL OCCUPANCY AS AT 3 JULY 2023



Darwin Monthly Accommodation Report

June 2023

METHODOLOGY

The data in the hotel accommodation report is sourced from STR and is collected from a sample of 29 hotels with 10 or more rooms in Darwin*. Data is collected daily and collated to represent the industry and includes data for leisure, business and other purposes of travel. This sample represents 58% of the establishments in Darwin and 79% of the traditional accommodation room supply. STR defines a property (hotel) on the basis of three exclusionary criteria:

- 10 or more rooms;
- open to the public (excludes properties requiring membership, affiliation or club status);
- generates nightly revenue.

The short term letting data is sourced from the AirDNA platform. AirDNA collects data for 854 listed properties on either Airbnb and Vrbo in Darwin. Data from Airbnb and Vrbo is scraped daily and combined with data provided by partnered short term letting properties to provide a diversified data source and ensure an accurate representation of the short term letting market.

Tourism NT's research team collects detailed data on the accommodation metrics including demand, daily rates and RevPAR historical series for Darwin, Alice Springs and the Northern Territory. This information is available on request.

Email: Research.Tourismnt@nt.gov.au

Disclaimer: The Northern Territory of Australia exercised due care and skill to ensure that at the time of publication the information contained in this publication is true and correct. However, it is not intended to be relied on as professional advice or used for commercial purposes. The Territory gives no warranty or assurances as to the accuracy of the information contained in the publication and to the maximum extent permitted by law accepts no direct or indirect liability for reliance on its content.

**In February 2023, STR included Darwin Esplanade Central to its inventory which has less than 10 rooms. This is due to the existing Mantra Esplanade property now running as two properties, including Darwin Esplanade Central under the management of Central Apartment Group.*