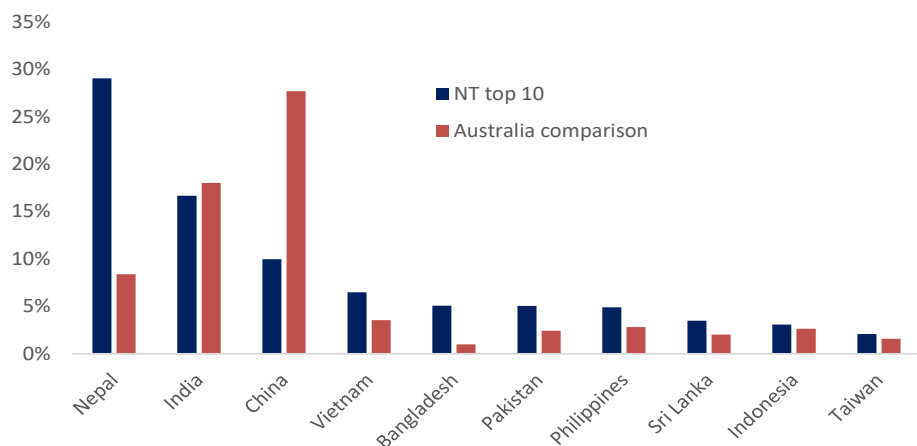


International Student Data Snapshot July 2021



Territory's top 10 countries of origin as proportion of total enrolments, compared to Australia



4,048 international students enrolled in the NT

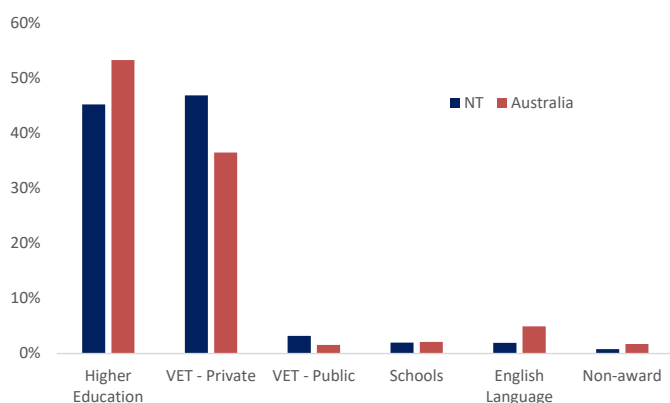
643,484 international students enrolled in Australia

\$172 million¹ in export revenue for the NT in 2019-20, an increase of 37% from 2018-19

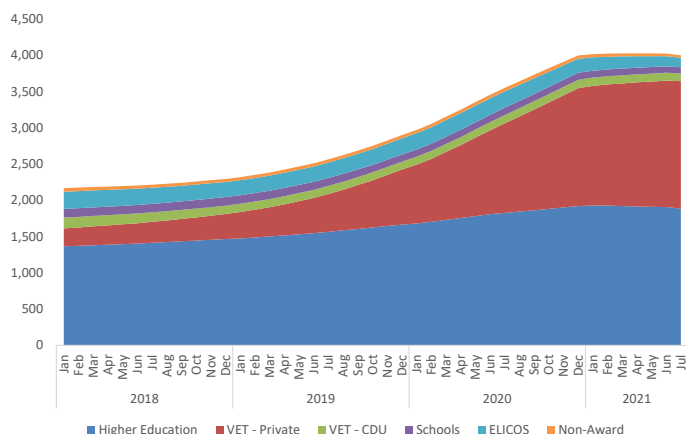
613 jobs² supported in the NT in 2019, up 25% since 2018

\$40,969² annual expenditure per student in the NT

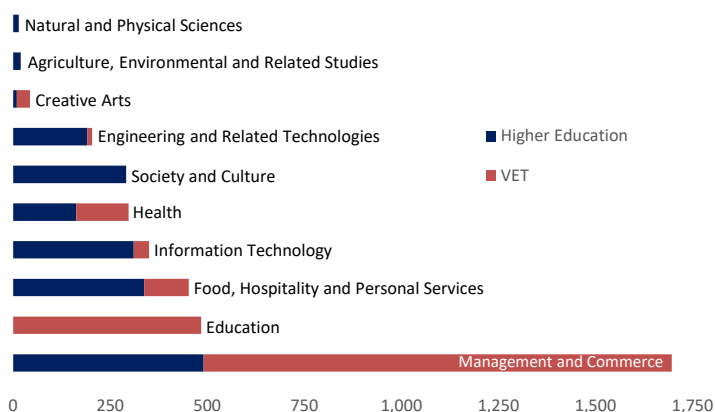
International student enrolments by sector in %



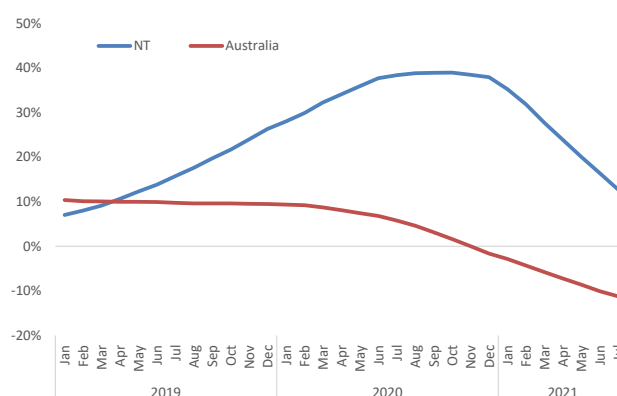
Growth in student enrolments by sub sector in the Territory, rolling annual 2018-2021



Broad field of education in the Territory



Growth in student enrolments Territory and Australia, rolling annual 2019-2021



Source: Austrade unless otherwise stated.

1. Australian Bureau of Statistics 2019 and 2020. 2. Deloitte 2020 International Education and Training in the Northern Territory - Economic Snapshot.

Disclaimer: The Department of Industry, Tourism and Trade has taken due care and skill in preparing this information, however does not warrant that it is correct, complete or suitable for the purposes for which it is intended to be used. The Department disclaims all liability associated with the use of this information. For more information, please contact the Research team on: research.tourismnt@nt.gov.au