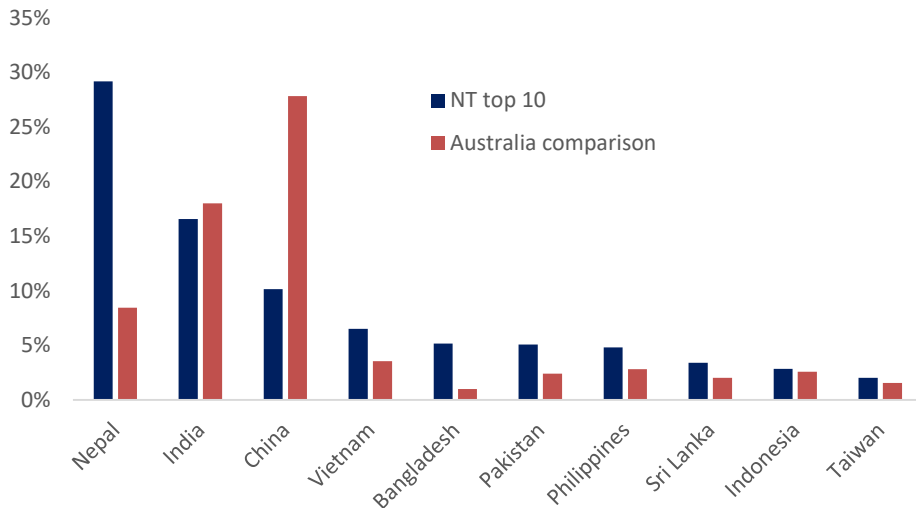


International Student Data Snapshot May 2021

Territory's top 10 countries of origin as proportion of total enrolments, May 2021 (compared to Australia)



3,792 international students enrolled in the NT

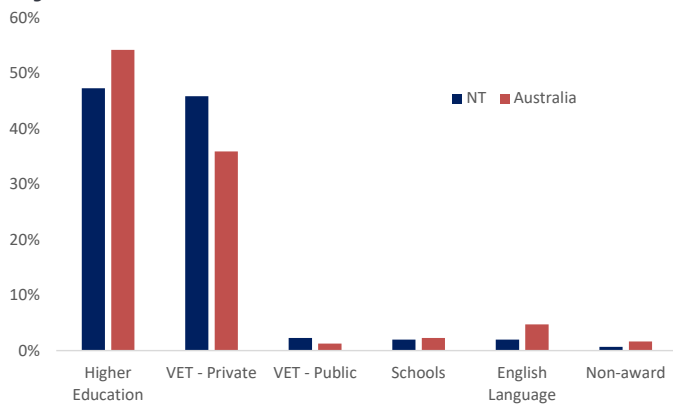
589,723 international students enrolled in Australia

\$172 million¹ in export revenue for the NT in 2019-20, an increase of 37% from 2018-19


613 jobs² supported in the NT in 2019, up 25% since 2018

\$40,969² annual expenditure per student in the NT

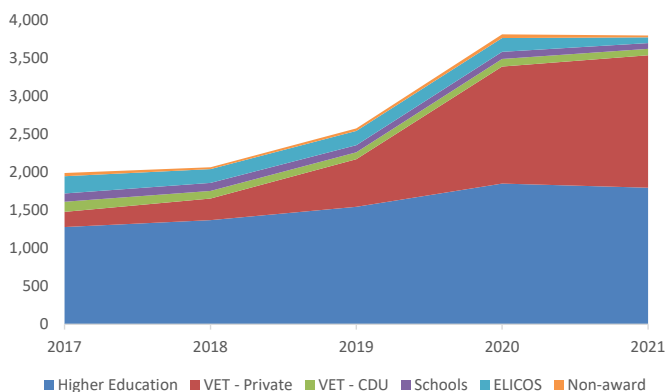
International student enrolments by sector in %, May 2021



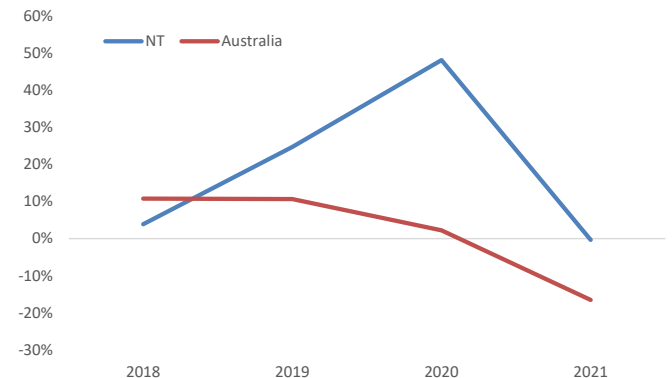
Broad field of education in the Territory, May 2021



Growth in student enrolments by sub sector in the Territory, May 2017-2021



Growth in student enrolments Territory and Australia, May 2018-2021



Source: Austrade unless otherwise stated.

¹ Australian Bureau of Statistics 2019 and 2020.

² Deloitte 2020 International Education and Training in the Northern Territory - Economic Snapshot.

Published: August 2021.