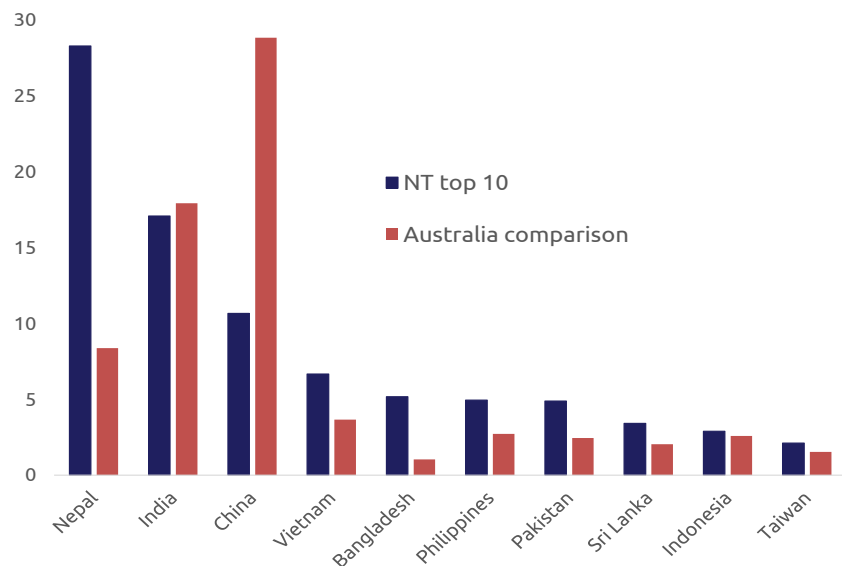


International Student Data Snapshot April 2021



Territory's top 10 countries of origin as % of total enrolments, April 2021 (compared to Australia)



3,668 international students enrolled in the NT

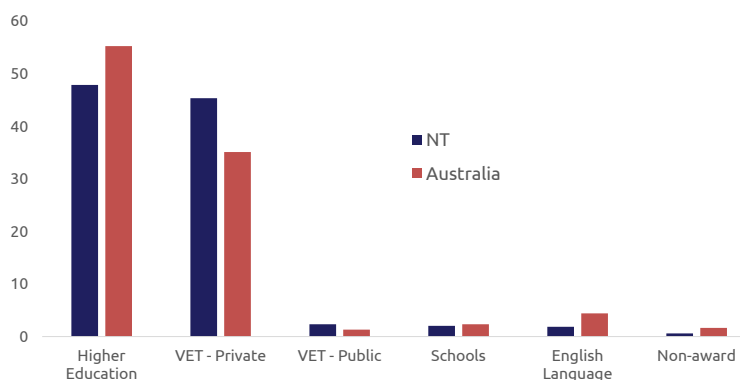
571,958 international students enrolled in Australia

\$172 million¹ in export revenue for the NT in 2019-20, an increase of 37% from 2018-19

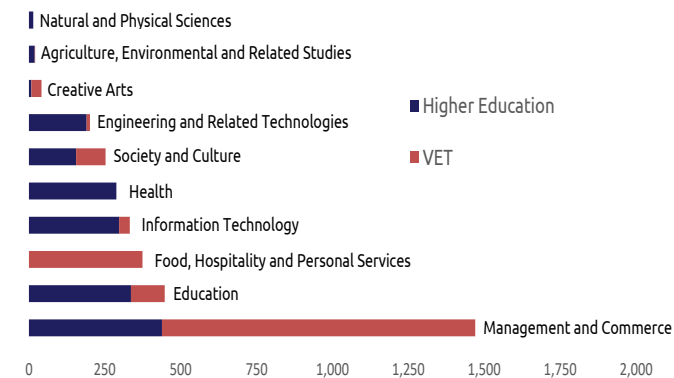
613 jobs² supported in the NT in 2019, up 25% since 2018

\$40,969² annual expenditure per student in the NT

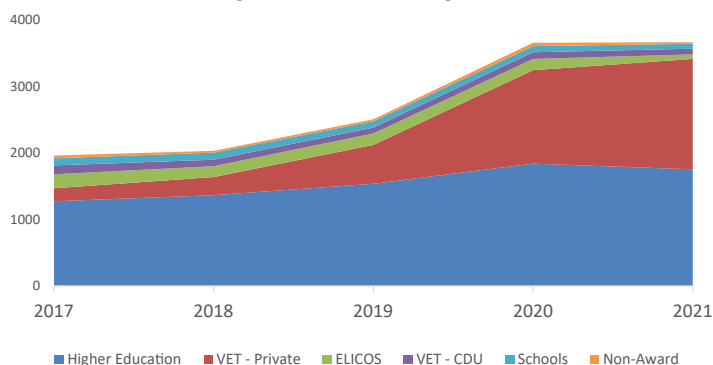
International student enrolments by sector in %, April 2021



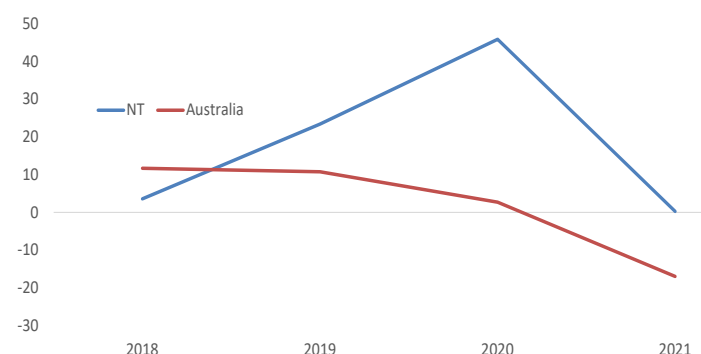
Broad field of education in the Territory, April 2021



Growth in student enrolments by sub sector in the Territory, 2017-2021, April



% growth in student enrolments 2018-2021, Territory and Australia, April



Source: Austrade unless otherwise stated.

¹ Australian Bureau of Statistics 2019 and 2020.

² Deloitte 2020 International Education and Training in the Northern Territory - Economic Snapshot.

Published: July 2021.