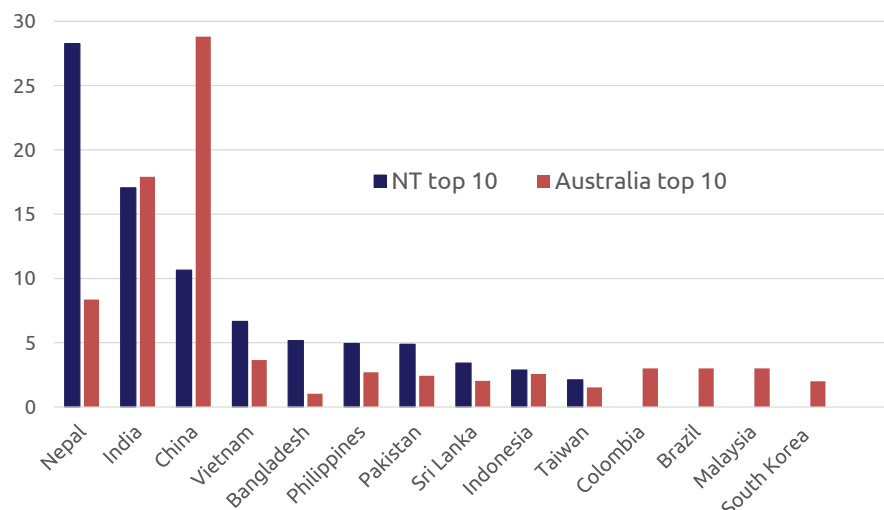


# International Student Data Snapshot

March 2021

Territory's top 10 countries of origin as % of total enrolments, March 2021 (compared to Australia's top 10)



**3,606** international students enrolled in the NT as at March 2021

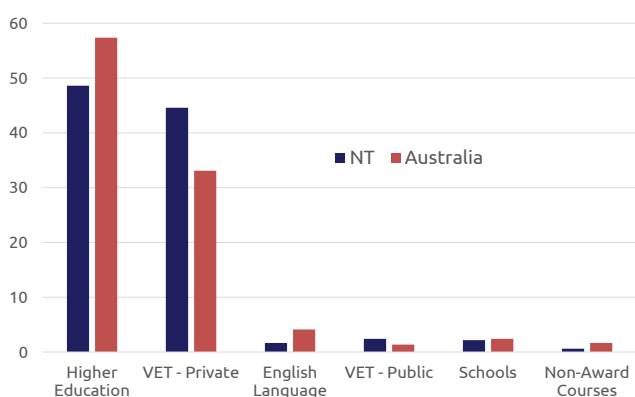
**551,763** international students enrolled in Australia as at March 2021

**\$172 million<sup>1</sup>** in export revenue for the NT in 2019-20, an increase of 37% from 2018-19


**613 jobs<sup>2</sup>** supported in the NT in 2019, up 25% since 2018

**\$40,969<sup>2</sup>** annual expenditure per student in the NT

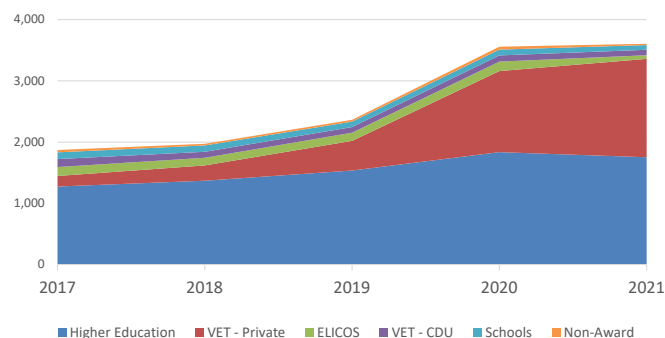
International student enrolments by sector in %, March 2021



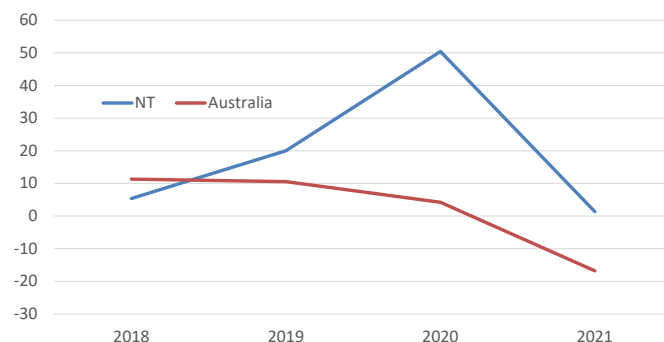
Broad fields of education, March 2021



Growth in student enrolments by sub sector in the Territory, 2017-2021



% growth in student enrolments 2018-2021, Territory and Australia, March



Source: Austrade unless otherwise stated.

1 Australian Bureau of Statistics 2019 and 2020, 2 Deloitte 2020 International Education and Training in the Northern Territory - Economic Snapshot.  
Published: June 2021.