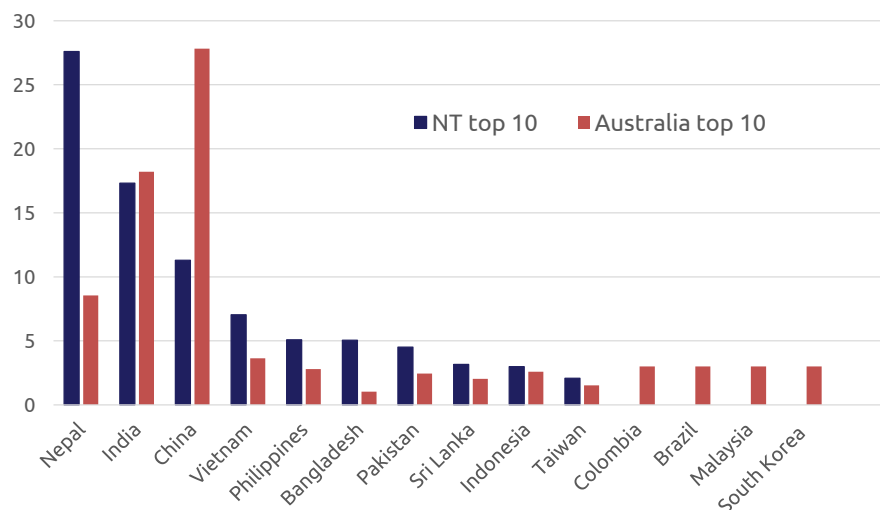


# International Student Data Snapshot

## February 2021

Territory's top 10 countries of origin as % of total enrolments, February 2021 (compared to Australia's top 10)



**3,405** international students enrolled in the NT as at February 2021

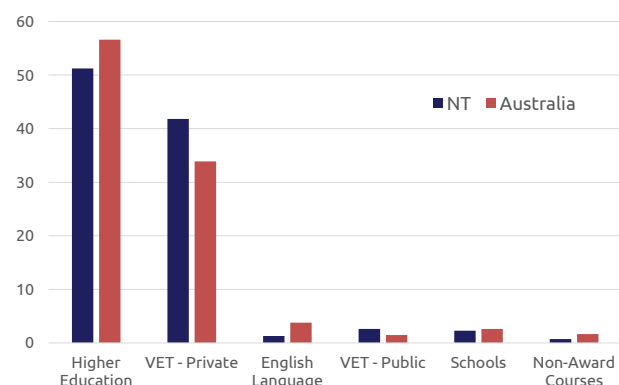
**507,828** international students enrolled in Australia as at February 2021

**\$172 million<sup>1</sup>** in export revenue for the NT in 2019-20, an increase of 37% from 2018-19

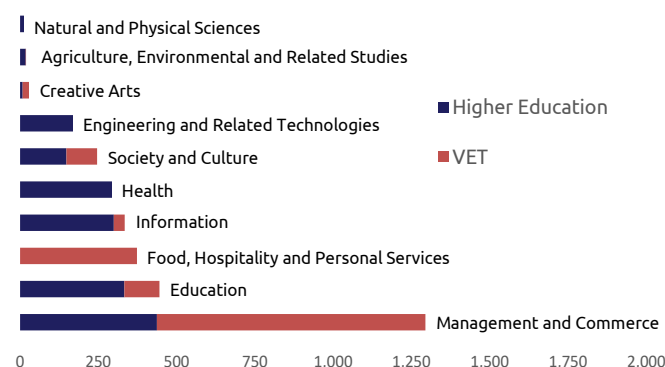
**613 jobs<sup>2</sup>** supported in the NT in 2019, up 25% since 2018

**\$40,969<sup>2</sup>** annual expenditure per student in the NT

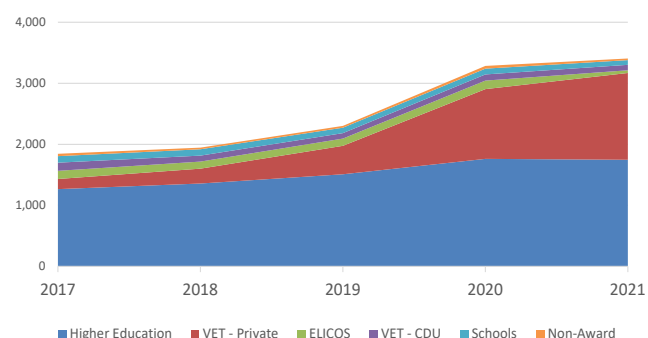
International student enrolments by sector in %, February 2021



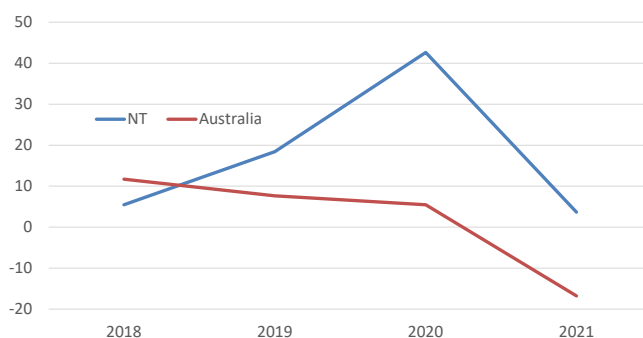
Broad fields of education, February 2021



Growth in student enrolments by sub sector in the Territory, 2017-2021



% growth in student enrolments 2018-2021, Territory and Australia, February



Source: Austrade unless otherwise stated.

1 Australian Bureau of Statistics 2019 and 2020, 2 Deloitte 2020 International Education and Training in the Northern Territory - Economic Snapshot. Published: May 2021.